

Heckedy Peg

by Audrey Wood

A classic folktale, stunningly and ominously retold with oil and canvas paintings and with a fast-paced, dramatic storyline about a mother's imaginative revenge on a witch that turned her seven children into food.



Read

Before:

Introduce the book and tell the children a little bit about it. Follow that with a comment or question that is related to the story such as, *What would you do if there were no adults around?* Encourage a discussion so the children can comment, ask questions, and express their feelings. Set the stage for listening by asking an "I wonder" statement based on the cover illustration.

- I wonder where these children's mother is?

During:

Encourage the children to comment on the illustrations, ask questions, and predict what will happen next in the story. Children gain confidence and a sense of achievement through being able to correctly predict how a story will end. Point out "rare words" (e.g., those words that are not commonly used in every day conversation) and help the children relate the meaning in a way that makes sense to them.

Rare Words in *Heckedy Peg*

- market: where goods are offered for sale
- hobbled: walked with a limp
- hearth: the floor of a fireplace

After:

Discuss the story. Ask questions...

- What were the names of the seven children?
- Why did the mother offer to bring the children whatever they asked for from the market?
- When she left for the market, what two things did the mother tell the children not to do?
- Do you think the gold that the witch offered the children was real gold? Why or why not?
- What did the Heckedy Peg plan to do with the children after she turned them into different foods?

Do

Days of the Week Mosaic

You will need: old magazines, scissors, glue sticks, *Days of the Week Mosaic* sheet

Hand each child the *Days of the Week Mosaic* sheet and talk about the letter that each day starts with. Allow the children enough time to look for pictures that start with the same letter, cut out and glue onto the day square. They can add as many objects as they want to make a day of the week mosaic.

www.bookitprogram.com/redzone

Visit the R.E.D. Zone for more reading-readiness, printables, read-aloud tips, resources and more!

My Name: _____

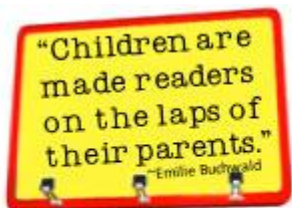
Days of the Week Mosaic

Sunday

Monday

Tuesday

--	--	--



R.E.D. Zone
Sponsored by Pizza Hut

www.bookitprogram.com/redzone

Visit the R.E.D. Zone for more reading-readiness printables, read-aloud tips, resources and more!

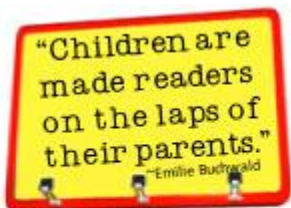
My Name: _____

Days of the Week Mosaic

Wednesday

Thursday

--	--



R.E.D. Zone
Sponsored by Pizza Hut®

www.bookitprogram.com/redzone

Visit the R.E.D. Zone for more reading-readiness printables, read-aloud tips, resources and more!

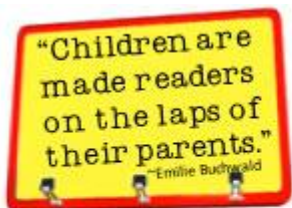
My Name: _____

Days of the Week Mosaic

Friday

Saturday

--	--



R.E.D. Zone
Sponsored by Pizza Hut®

www.bookitprogram.com/redzone

Visit the R.E.D. Zone for more reading-readiness printables, read-aloud tips, resources and more!