

# I Know a Rhino

by Charles Fuge

A little girl's most prized stuffed animals come to life in this vividly and thoughtfully illustrated poetry picture book.



## Read

### Before:

Introduce the book and tell the children a little bit about it. Follow with a comment or question that is related to the story such as, *What would you do if your stuffed animals came to life?* Encourage a discussion so the children can comment, ask questions, and express their feelings. Set the stage for listening by asking an "I wonder" statement based on the cover illustration.

- I wonder why the rhino is drinking tea?

### During:

Encourage the children to comment on the illustrations, ask questions, and predict what will happen next in the story. Children gain confidence and a sense of achievement through being able to correctly predict how a story will end.

### After:

Discuss the story. Ask questions...

- What did the little girl like to do with the rhino? Pig? Ape?
- Which animal liked to spin around and around?
- What was wrong with the dragon?
- What did the bear like to eat?
- Why was the leopard the best?
- How did the little girl know all the animals?

## Do

### Animal Match

Hand out the *Animal Match* sheet to each child. Read the instructions and help the children match the number to the correct animal set. If desired, the children can color all the animals.

[www.bookitprogram.com/redzone](http://www.bookitprogram.com/redzone)


Visit the R.E.D. Zone for more reading-readiness, printables, read-aloud tips, resources and more!

My Name: \_\_\_\_\_

# Animal Match

Draw a line from the numbers to the correct amount of animals.

1




2




3



4



5



6

