

All Aboard the Dinotrain

by Deb Lund

Whether you like the T-Rex, the Triceratop or you love trains, the full-color illustrations and animated and action-packed text will take you on a ride that your children will want to read over and over again.



Read

Before:

Introduce the book and tell the children a little bit about it. Follow that with a comment or question that is related to the story such as, *What would you do if you saw a train full of dinosaurs?* Encourage a discussion so the children can comment, ask questions, and express their feelings. Set the stage for listening by asking an "I wonder" statement based on the cover illustration.

- I wonder how the dinosaurs got on the train?

During:

Encourage the children to comment on the illustrations, ask questions, and predict what will happen next in the story. Children gain confidence and a sense of achievement through being able to correctly predict how a story will end. Point out "rare words" (e.g., those words that are not commonly used in every day conversation) and help the children relate the meaning in a way that makes sense to them.

Rare Words in *All Aboard the Dinotrain*

- coal: black rock used as fuel
- lumber: logs sawed for use, trees that have been sawed and prepared for use
- grain: cereal crops
- chord: two or more musical notes played or sung together
- pistons: metal cylinder sliding within a tube, used in an internal combustion engine
- rhythmic: with a regularly reoccurring pattern or beat
- slugs: a small slow-moving mollusk that resembles a snail
- peak: the pointed top of a mountain
- trestle: a tower with sloping sides braced by crosspieces that supports a bridge
- clamber: to climb quickly but awkwardly
- handcar: small railroad vehicle, open four-wheeled, propelled by a manual pumping arm
- seesaw: playground toy in which two people sit at either end of a bar balanced in the middle

After:

Discuss the story. Ask questions...

- What did the dinosaurs want to ride on their adventure?
- What kind of dinosaurs were on the train?
- Where did the dinosaurs go?
- Why did the dinosaurs start pushing the train?
- Why did the dinosaurs throw off the freight?
- Who can describe what happened once the dinosaurs reached the peak of the mountain?
- What did the dinosaurs ride to get back home?
- What piece of transportation did the dinosaurs want to ride next?



Do

Dinonumber Match

After reading the story, pass out the *Dinonumber Matching* sheet. Read the instructions and help the children match the numbers with the correct dinosaur groupings.

My Name: _____

Dinonumber Match

Draw a line from the numbers to the correct amount of dinosaurs.


1 •




2 •



3 •



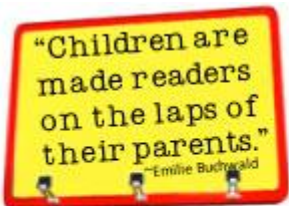
4 •



5 •



6 •




My Name: _____


Dinonumber Match

Draw a line from the numbers to the correct amount of dinosaurs.

7 •



8 •



9 •



10 •

