

Froggy's First Kiss

by Jonathan London



R.E.D. Zone

Froggy has a crush on Frogilina. With Valentine's Day just a week away, what will Froggy do to show he is head over heels for Frogilina?

Read

Before:

Introduce the book and tell the children a little bit about it. Follow that with a comment or question that is related to the story such as, **what do you think this story is about?** Encourage a discussion so the children can comment, ask questions, and express their feelings. Set the stage for listening by asking an "I wonder" statement based on the cover illustration.

- I wonder why Froggy is hanging upside down?

During:

Encourage the children to comment on the illustrations, ask questions, and predict what will happen next in the story. Children gain confidence and a sense of achievement through being able to correctly predict how a story will end. Introduce the concepts of comparison, perspective and persuasion to help the children relate to their meaning in a way that makes sense to them.

Rare Words in Froggy's First Kiss

- wandered- thoughts take a different direction without control
- socked- to strike or hit hard
- gazing- a steady look
- spluttered- to talk really fast when confused, excited or embarrassed

After:

Discuss the story. Ask questions...

- What did Valentine's Day mean to Froggy? What does Valentine's Day mean to you?
- How did Froggy feel when Frogilina smiled at him?
- Why did the tetherball hit Froggy in the head?
- Why did Froggy's classmates tease Froggy?
- What did Froggy do for his mother on Valentine's Day?

Do

Froggy's First Kiss Bingo

Print out the blank Froggy bingo set, which comes with a blank card (with the "free" space already added), all 24 bingo pieces, and the calling cards. Print out the cards on cardstock, and the bingo pieces on cardstock or regular copy paper.

Give a set to each student and have them cut the bingo pieces by following the lines. Have students glue the pieces wherever they want on the card with glue stick or Elmer's glue until all the spaces (except the "free" space) are covered.

Materials

- Crayons, markers, pencils
- Cardstock or construction paper
- Scissors
- Gluestick

www.bookitprogram.com/redzone

Visit the R.E.D. Zone for more reading-readiness, printables, read-aloud tips, resources and more!


FROGGY'S FIRST KISS

BINGO CALLING CARDS AND GAME PIECES

CUT OUT 1 SET FOR GAME PIECES & GLUE TO BLANK BINGO BOARD



FROG



APPLE



BOOK



PENCIL



STAR



ROSE



HEART




BALL



SCHOOL BUS



BACKPACK



RINGS



ICE CREAM



LUNCHBOX



CANDY



SCISSORS



HAT



GLOBE



CALCULATOR




PAINT



CLOCK




LETTER



KISS



PIZZA



ARROW